



H: 28cm / 11in

Shade Ø: 28cm / 11in

Blown^{SW3} Samuel Wilkinson 2014

Product category
Pendant

Environment
Indoor

Material
Mouth blown glass, powder coated aluminium,
coated wire, fabric cord

Production process
The glass is mouth blown into a mold. The
suspension system is made from powder coated
cast metal.

Dimensions
Ø: 28cm / 11in, H: 28cm / 11in

Packaging dimensions
H: 40cm / 15.7in, W: 32cm / 12.6in, L: 32cm / 12.6in

Colli quantity
2 pc

Weight
Product: 4.10 kg / Incl. packaging: 4.32 kg

Voltage
220-240V - 50Hz.

Light source
E27 Max 60 Watt. Bulb is not included.

Certifications



Canopy
Included

Cord lenght
400cm / 157.5in

Cleaning Instructions
Clean with soft dry cloth. Always switch off the
electricity supply before cleaning.

→ **Stock item**
Silver Lustre
Opal

Related products





SW4



SW5



SW6



→ Silver Lustre

&Tradition®



Shade Ø: 28cm/9in

Blown^{SW4} Samuel Wilkinson 2014

Product category
Pendant

Environment
Indoor

Material
Mouth blown glass, powder coated aluminium,
fabric cord

Production process
The glass is mouth blown into a mold. The suspension
system is made from powder coated cast metal.

Dimensions
Ø: 23cm/9in, H: 23cm/9in

Packaging dimensions
H: 30cm/11.8in, W: 25cm/9.8in, L: 25cm/9.8in

Colli quantity
2 pc

Weight
Product: 2.30 kg / Incl. packaging: 2.64 kg

Voltage
220-240V - 50Hz.

Light source
E14 Max 40 Watt. Bulb is not included.

Certifications



Cord length
400cm/157.5in

Cleaning Instructions
Clean with soft dry cloth. Always switch off the
electricity supply before cleaning.

→ **Stock item**

Silver Lustre
Opal

Related products




SW3



SW5



SW6



→ Silver Lustre

&Tradition®